

# W&B IP Newsletter

August of 2023, Vol. 76

## Contents

### Patent

CNIPA publishes Statistics on Patents (January to July, 2023) .....	2
Statistics on Patent Invalidation in China in 2022 .....	3
About 74% of the World's Patent Applications for Power Batteries Originate in China .....	6

### Trademark

CNIPA publishes Statistics on Trademarks (January to July, 2023) .....	6
--	---

### Intellectual Property

CNIPA publishes Statistics on Geographical Indications and Layout Designs of Integrated Circuits (January to July, 2023) .....	7
In the first half of 2023, the inclusive patent and trademark pledge benefited 11,000 micro, small and medium-sized enterprises .....	7
Service trade maintains growth and intellectual property presents high resilience——In the first half of this year, China's import and export of knowledge-intensive services reached 1,333.92 billion RMB.....	7

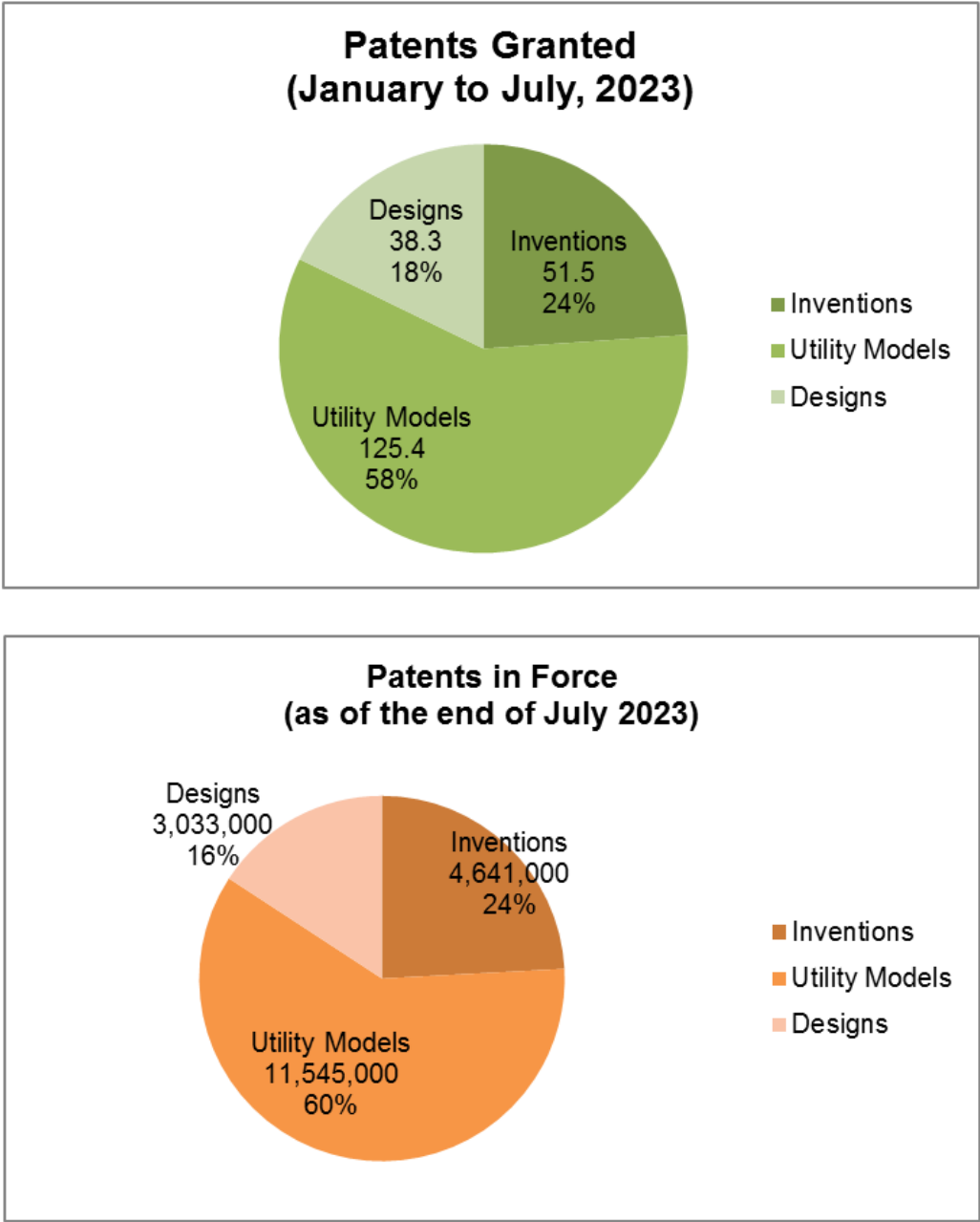


Website: [www.watsonband.com](http://www.watsonband.com)

E-mail: [mailip@watsonband.com](mailto:mailip@watsonband.com) | [mail@watsonband.com](mailto:mail@watsonband.com)

Patent

CNIPA publishes Statistics on Patents (January to July, 2023)



During the captioned period, CNIPA accepted a total of 40,500 PCT applications, of which 37,600 were filed by domestic applicants.

From January to June, 2023, Chinese applicants filed a total of 957 international applications for design patents, while during the captioned period, 837 published international applications for designs designated China.

(Source: China National Intellectual Property Administration)

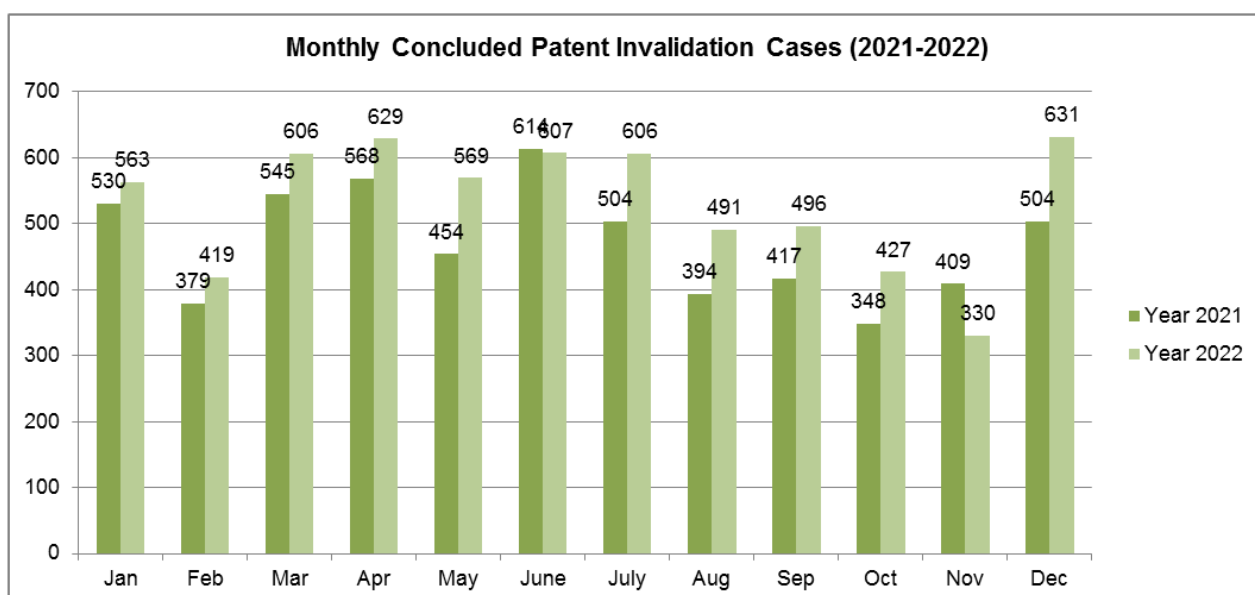
## Patent

### Statistics on Patent Invalidation in China in 2022

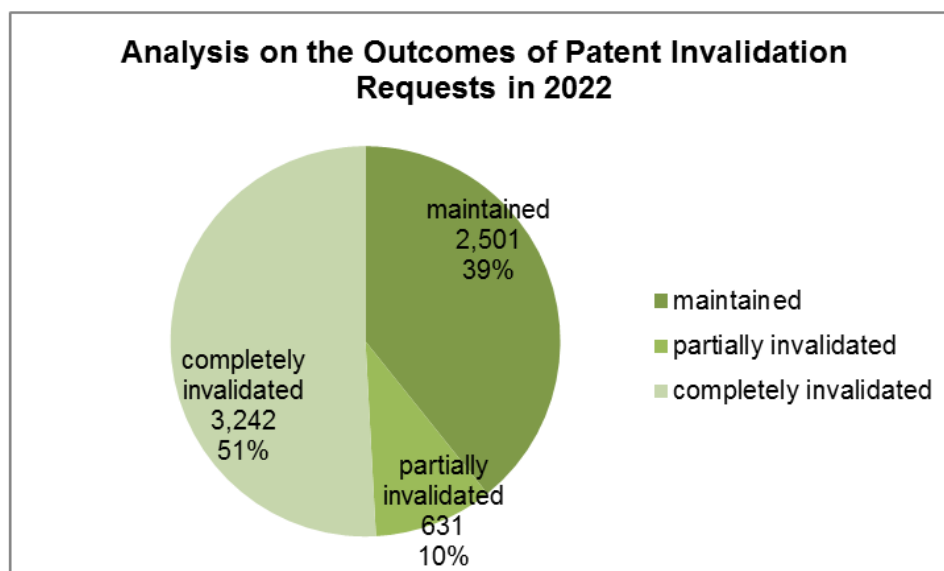
#### About the Sample Data

The sample data of 12,040 invalidation cases used in this analysis accounts for over 80% of the officially announced totals of cases concluded in 2021 and 2022.

Number of Cases Concluded	Official Data	Sample Data	% of Sample Data
Year 2021	7,065	5,666	80.2%
Year 2022	7,879	6,374	80.9%
Total	14,944	12,040	80.6%



In 2022, over half of the involved patents were completely invalidated, and the proportion of invalidation kept on an increase.



## Patent

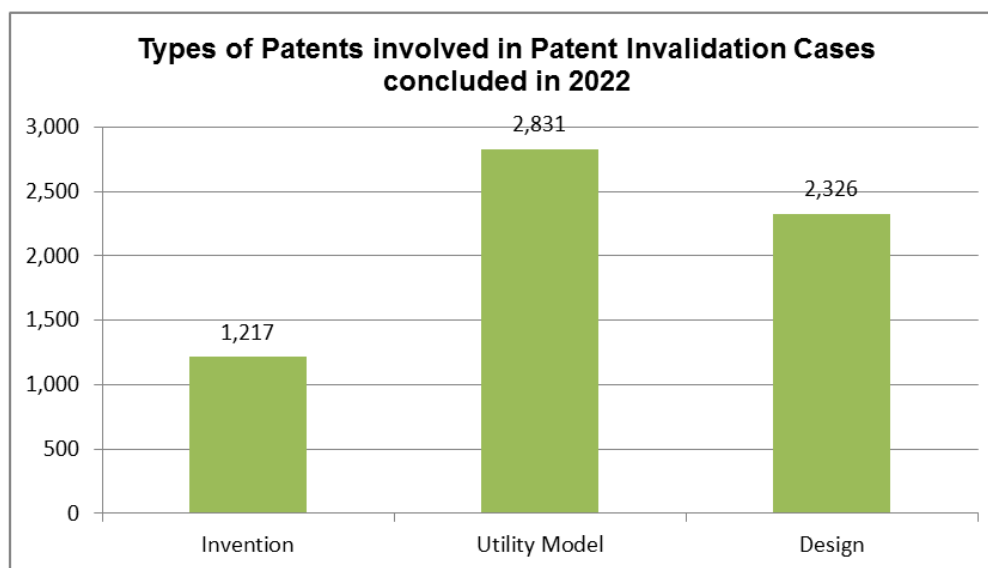
In 2022, 50.9% of the involved patents were completely invalidated, 9.9% were partially invalidated, and 39.2% were maintained. Compared with 2021, the proportion of completely invalidated patents increased by 2.4%, and the proportion of partially invalidated patents increased by 1.0%.

	Year 2021		Year 2022		Annual Change	Total	
	Cases Concluded	Proportion	Cases Concluded	Proportion	% Growth	Cases Concluded	Proportion
Completely invalidated	2,747	48.5%	3,242	50.9%	2.4	5,989	49.7%
Partially invalidated	503	8.9%	631	9.9%	1.0	1,134	9.4%
Maintained	2,416	42.6%	2,501	39.2%	-3.4	4,917	40.8%
Total	5,666	100.0%	6,374	100.0%	--	12,040	100.0%

### Statistics by Patent Type

Among the concluded cases, utility models accounted for the largest proportion.

Among the cases concluded in 2022, the proportion of utility models was the highest, accounting for 44.4%, followed by design patents at 36.5% and invention patents at 19.1%.



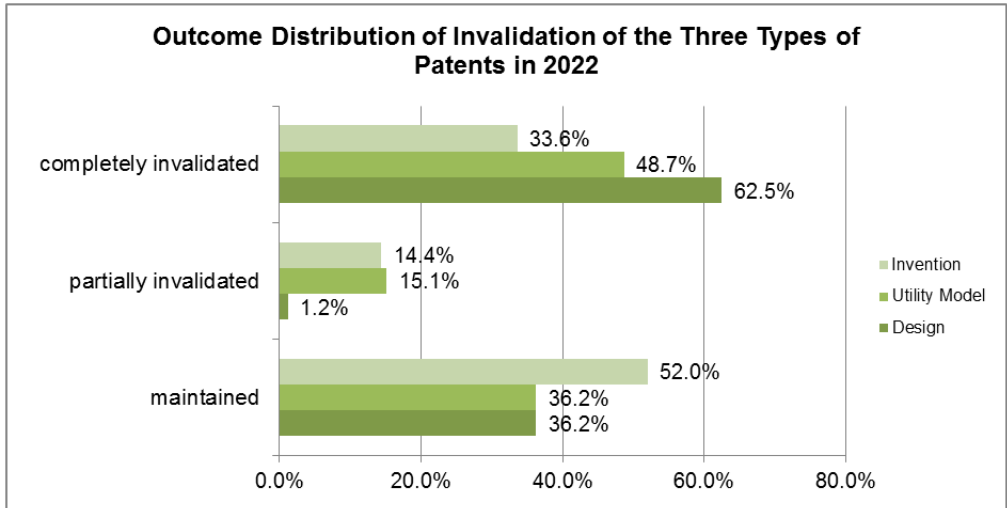
Compared with 2021, the proportions of inventions and utility models in 2022 decreased, while the proportion of designs increased to some extent.

	Year 2021		Year 2022			
	Cases Concluded	Proportion	Cases Concluded	Proportion	% Growth	Growth in Cases Concluded
Invention	1,129	19.9%	1,217	19.1%	-0.8	88
Utility Model	2,520	44.5%	2,831	44.4%	-0.1	311
Design	2,017	35.6%	2,326	36.5%	0.9	309
Total	5,666	100.0%	6,374	100.0%	--	708

# Patent

Of the three types of patents, invention patents are the most difficult to invalidate.

Among the three types of patents, invention patents maintained accounted for the largest proportion – over half (52.0%) of the involved invention patents were maintained. While more than half (62.5%) of the involved design patents were invalidated.



Compared with 2021, the proportion of all three types of patents that were completely invalidated in 2022 increased slightly – from 31.4% to 33.6%.

Invention	Year 2021		Year 2022		
Outcome of Invalidation	Cases Concluded	Proportion	Cases Concluded	Proportion	% Growth
Maintained	648	57.4%	633	52.0%	-5.4
Partially invalidated	126	11.2%	175	14.4%	3.2
Completely invalidated	355	31.4%	409	33.6%	2.2
Total	1,129	100.0%	1,217	100.0%	--

Utility Model	Year 2021		Year 2022		
Outcome of Invalidation	Cases Concluded	Proportion	Cases Concluded	Proportion	% Growth
Maintained	966	38.3%	1,025	36.2%	-2.1
Partially invalidated	361	14.3%	427	15.1%	0.8
Completely invalidated	1,193	47.3%	1,379	48.7%	1.4
Total	2,520	100.0%	2,831	100.0%	--

Design	Year 2021		Year 2022		
Outcome of Invalidation	Cases Concluded	Proportion	Cases Concluded	Proportion	% Growth
Maintained	802	39.8%	843	36.2%	-3.5
Partially invalidated	16	0.8%	29	1.2	0.5
Completely invalidated	1,199	59.4%	1,454	62.5%	3.1
Total	2,017	100.0%	2,326	100.0%	--

(Reference Source: WeChat Public Account “IP Competitive Edge”)

## Patent

### About 74% of the World's Patent Applications for Power Batteries Originate in China

It is learned from the "2023 Global Power Battery Scientific Innovation Power Coordinate Report" released by the Patsnap Innovation Research Center under Patsnap Group, in terms of global competition, China is the largest technology source country and target market country for power batteries – about 74% of the world's patent applications are originated in China, and 20 Chinese companies were listed in the top 50 global science and technology leaders, taking the first place around the globe. Since 2008, China has grown to be the world's largest source of power technology, and it is growing at a compound annual growth rate of about 30%.

In terms of the evolution trend of battery cell technology, the innovation momentum of lithium-ion batteries is booming, and the development of sodium-ion batteries has entered the fast lane. Especially after entering the 21st century, the technological development of lithium-ion batteries has shown an "exponential" growth, far exceeding all the other technical routes. Among them, it is worth mentioning that in terms of technology source countries, China is the largest source country of lithium-ion battery technology in the past 20 years, contributing 84% of the world's lithium-ion power battery technology in a total number of around 51,000 items. Meanwhile, China is also the most important source country of sodium-ion battery technology in the past 10 years, contributing 88% of the world's technologies in a total of about 1,500 items.

(Source: The Beijing News)

## Trademark

### CNIPA publishes Statistics on Trademarks (January to July, 2023)

During the captioned period, 4,105,000 trademark applications were filed in China, and 2,396,000 trademarks were registered. As of the end of July 2023, registered trademarks in force reached 44,537,000.

Also during the captioned period, the CNIPA received 3,536 Madrid international trademark registration applications filed by Chinese applicants.

(Source: China National Intellectual Property Administration)

## Intellectual Property

### CNIPA publishes Statistics on Geographical Indications and Layout Designs of Integrated Circuits (January to July, 2023)

	Geographical Indication Products approved	Geographical Indication Trademarks approved to be registered as collective trademarks or certification trademarks	Market Participants approved to use the special mark for Geographical Indications
January to July 2023	3	117	4,202
As of the end of July 2023	2,498	7,193	25,912

In addition, during the captioned period, 6,616 applications for registration of layout designs of integrated circuits were filed in China, and 5,671 registration certificates were issued.

(Source: China National Intellectual Property Administration)

### In the first half of 2023, the inclusive patent and trademark pledge benefited 11,000 micro, small and medium-sized enterprises

In the first half of this year, China's patent and trademark pledge financing amount reached 267.66 billion RMB, accomplishing an annual increase of 64.6% and realizing the goal of the 14th Five-Year Plan ahead of schedule. The 16,000 pledge projects achieved an annual increase of 56.9%; among these, inclusive patent and trademark pledge projects with the pledge amount of less than 10 million RMB accounted for 72.5%, benefiting 11,000 micro, small and medium-sized enterprises and reaching an annual increase of 54.4%...

As revealed by the aforesaid statistical data released at the IP work press conference for the first half of 2023, the scope of China's inclusive intellectual property pledge financing has been further expanded, helping the enterprises out of difficulties and giving full play to its role of enterprise empowerment.

(Source: China Intellectual Property News)

### Service trade maintains growth and intellectual property presents high resilience

#### —In the first half of this year, China's import and export of knowledge-intensive services reached 1,333.92 billion RMB

In the first half of this year, in the face of the adverse impacts of the weak recovery of the world's economy and the contraction of external demand, China's service trade continued to grow; among them, the proportion of knowledge-intensive service trade has increased, and this growth has become a new engine to stimulate the growth of China's service trade.

The latest statistics show that in the first half of this year, China's total import and export of services totaled 3,135.84 billion RMB, reaching a year-on-year growth rate of 8.5%. It is particularly noteworthy that the import and export of knowledge-intensive services reached 1,333.92 billion RMB, at a year-on-year growth rate of 12.3%. Of the said

## Intellectual Property

amount, the export of knowledge-intensive services increased to 792.34 billion RMB by 16%; and the import increased to 571.58 billion RMB by 7.5%. Furthermore, trade in knowledge-intensive services accounted for 43.5% of total service imports and exports, at a year-on-year growth rate of 1.5%.

As an important part of knowledge-intensive service trade, intellectual property royalties also maintained steady growth. Data shows that from January to May this year, China's import and export of intellectual property royalties totaled 157.78 billion RMB at a year-on-year growth rate of 5.8%. Among them, the import value was 120.8 billion RMB and the export value was 36.98 billion RMB. Said increases in both imports and exports demonstrate the strong resilience of intellectual property trade.

(Source: China Intellectual Property News)