

# W&B IP Newsletter



March of 2018, Vol. 13

## Contents

### Patents

- Release of the *Service Guide on Expedited Patent Examination* by the China (Pudong) Intellectual Property Protection Center
- The New Version of the Patent Certificate Will Apply to Patents Which Are Announced to Be Granted on Or After April 24<sup>th</sup>
- Key Data from Patent Applications By Chinese Companies in the Belt and Road Related Countries (2011-2016)
- Patent Applications of Tire Enterprises in 2017
- Analysis of Chinese Patent Layout for Baidu Self-Driving Cars
- Patents for Electronic Firecrackers

### Trademarks

- Announcement By the SAIC Trademark Office on Streamlining Application Materials and Expediting Review Period
- Trademark Ownerships in Shanghai, 2017

### Copyright

- PRC Copyright Registrations Approached 2.75 Million in 2017

Website: [www.watson-band.com.cn](http://www.watson-band.com.cn)

Email: [mailip@watson-band.com.cn](mailto:mailip@watson-band.com.cn) | [mail@watson-band.com.cn](mailto:mail@watson-band.com.cn)

Release of the *Service Guide on Expedited Patent Examination* by the China (Pudong) Intellectual Property Protection Center

## *Service Guide on Expedited Patent Examinations*



### Qualifications of the Applicant



**Biomedicine**



**Manufacturer of High-end Equipment**

A registered enterprise or public institution engaged in biomedicine and the high-end equipment manufacturing

Registration and tax home are both in Pudong District, Shanghai.




A certain stock of patents and heavy R&D investment;  
IP rights staff available

**Qualified to submit applications for preliminary patent review to the China (Pudong) Intellectual Property Protection Center;**  
**After network and mobile services platforms become available, the application can be processed through IPSS.**

## Service Procedure

Log into the IP Service System of the China (Pudong) Intellectual Property Protection Center, register, and file application materials for recording.



The unit that completes the records review files the application for preliminary patent review based on its own requirements.

The preliminary examiner conducts a preliminary review based on the application materials.



**Preliminary Examination**



The patent application, once approved through preliminary review, will be filed with SIPO in digital form (XML format).

The preliminary examiner will tag the patent application to expedited review.



**Expedited Review**

(Via Pudong New District Intellectual Property)

## The New Version of the Patent Certificate Will Apply to Patents Which Are Announced to Be Granted on Or After April 24<sup>th</sup>

According to the latest SIPO announcement, SIPO will send the new versions of the patent certificates and copies of these patent certificates for patents which are announced to be granted on or after April 24<sup>th</sup>, 2018. In the new version, the content will be optimized and the offprint will be cancelled. Furthermore, the publication number for granting and the address information of the patent holder will be added.

(Via SIPO)

## Key Data from Patent Applications By Chinese Companies in the Belt and Road Related Countries (2011-2016)

Chart 1 Patent Applications by Chinese companies in the Belt and Road related countries, 2011-2016

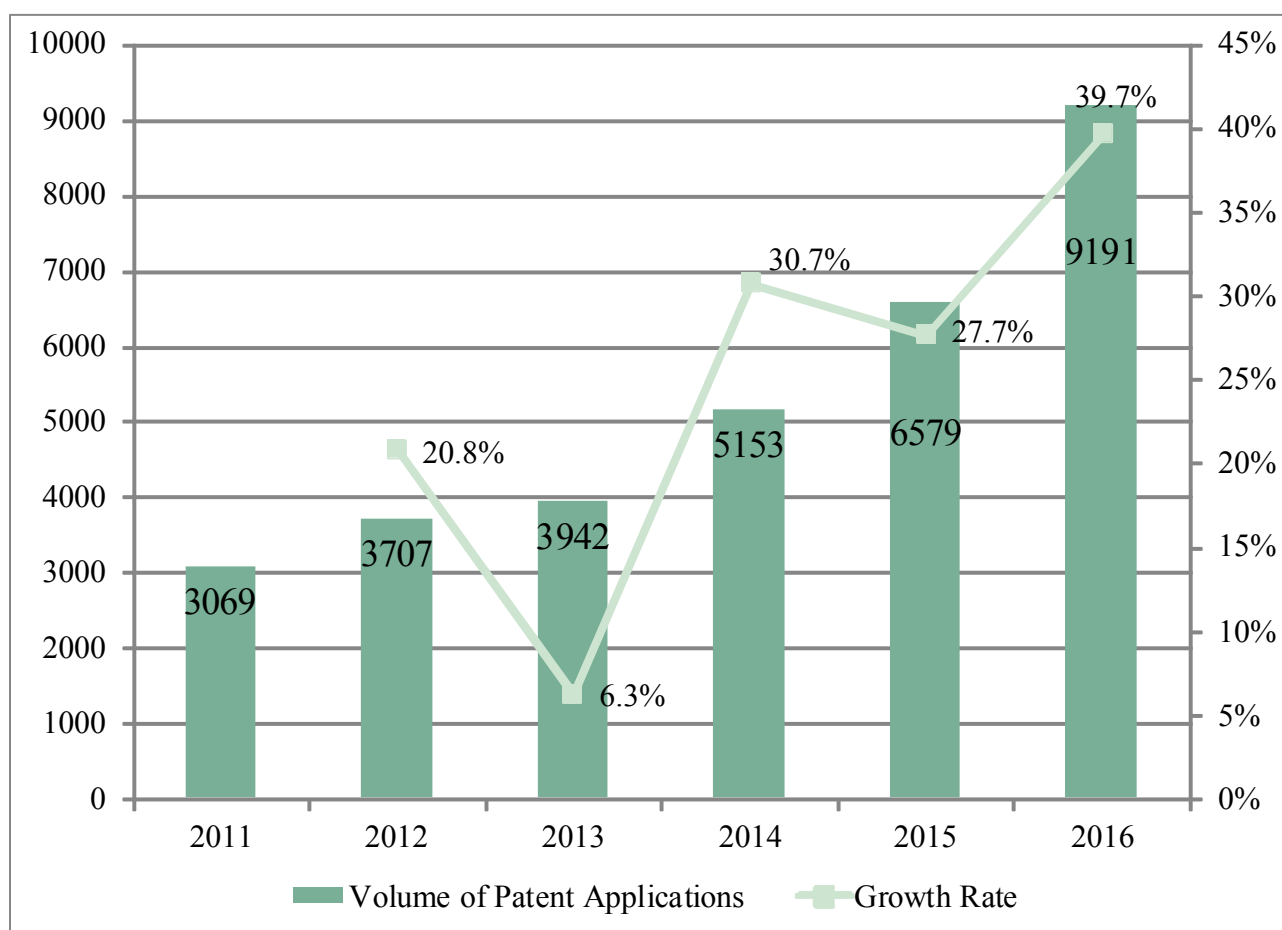


Chart 2: Top 10 target countries with most patent applications by Chinese companies under the Belt and Road Initiative 2013-2016

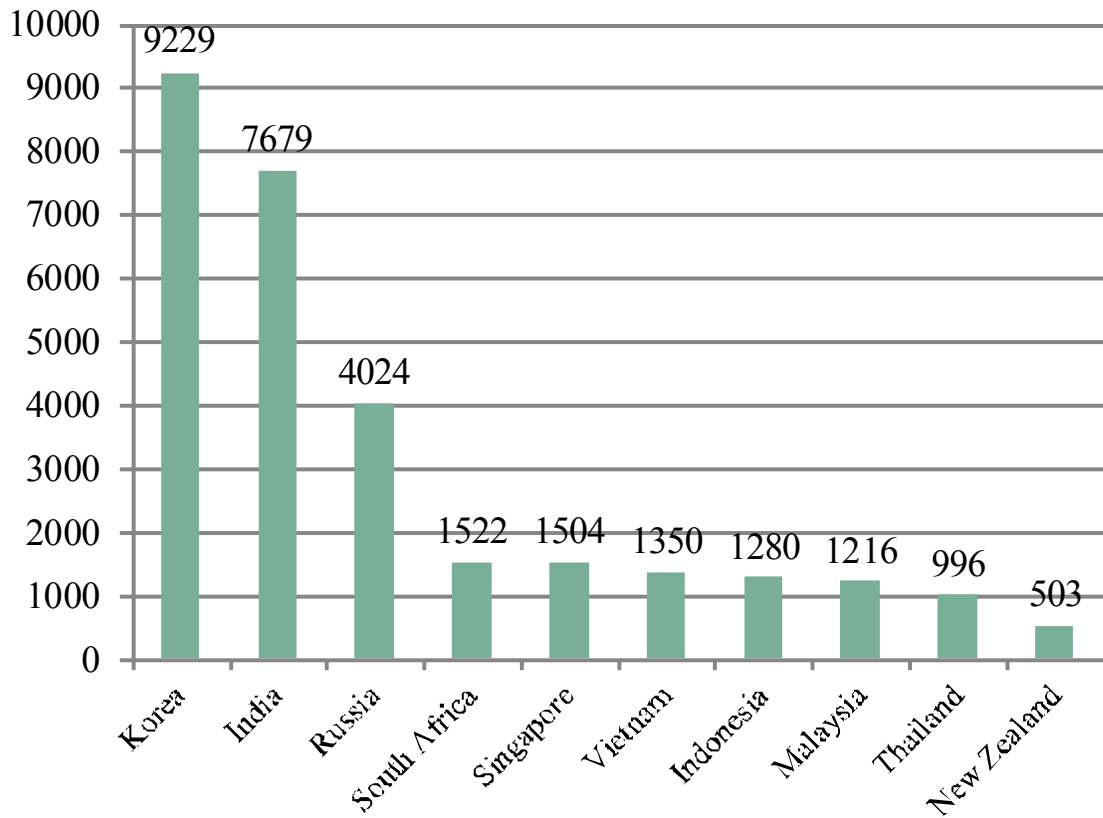
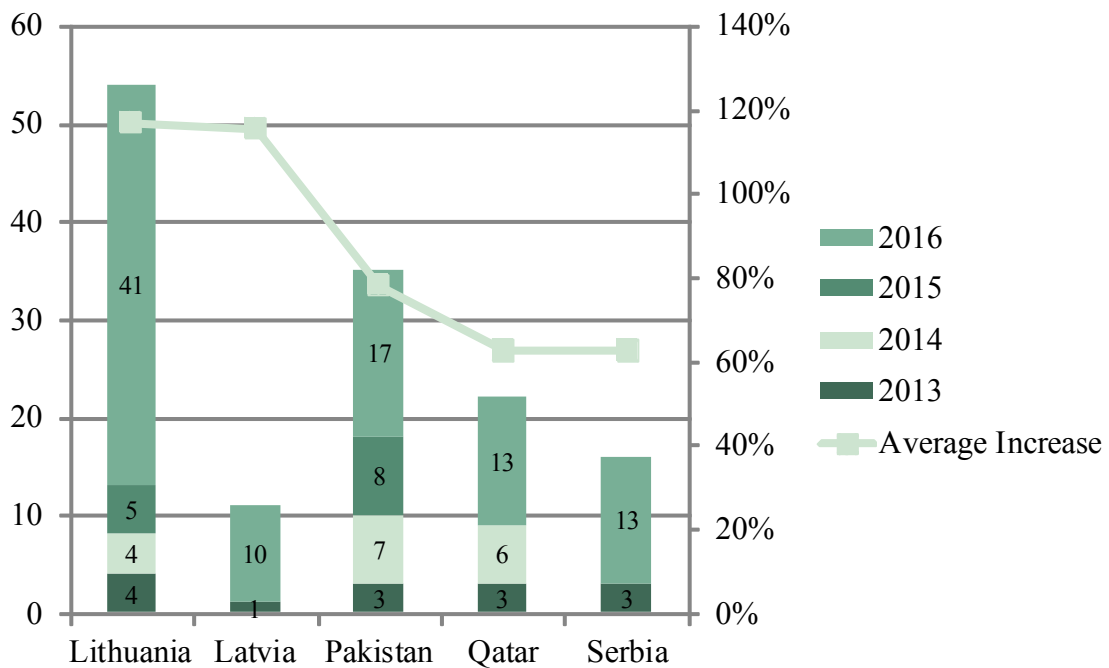


Chart 3 Top 5 target countries with the highest annual average increase in patent applications related to China's Belt and Road Initiative 2013-2016



(Via IPRdaily Chinese Website)

## Patent Applications of Tire Enterprises in 2017

Figure1 Patent applications filed by tire enterprises in China by the end of 2017

Ranking	Tire Enterprises	Nationality	Number of Chinese Patents	Ranking	Tire Enterprises	Nationality	Number of Chinese Patents
1	Bridgestone	JP	3622	11	Zhongce	CN	414
2	Michelin	FR	2550	12	Kenda	CN	229
3	Sumitomo Rubber	JP	2484	13	Prinx Chengshan	CN	226
4	Goodyear	US	1518	14	Sailun Jinyu	CN	208
5	Cheng Shin	CN	1140	15	Hankook	KR	194
6	Toyo	JP	858	16	Double Star	CN	187
7	Double Coin	CN	685	17	Giti	SG	158
8	Linglong	CN	586	18	Nexans	KR	100
9	Pirelli	IT	570	19	Sichuan	CN	100
10	Triangle	CN	442	20	Kumho	KR	74

Figure 2 Number of Chinese Patent applications filed by tire enterprises in 2017

Ranking	Tire Enterprises	Nationality	Number of Chinese Patents	Ranking	Tire Enterprises	Nationality	Number of Chinese Patents
1	Cheng Shin	CN	73	11	Triangle	CN	19
2	Sumitomo	JP	72	12	Double Star	CN	19
3	Kenda	CN	45	13	Boto	CN	13
4	Zhongce	CN	44	14	Sichuan	CN	13
5	Bridgestone	JP	43	15	Sailun Jinyu	CN	8
6	Goodyear	US	31	16	Kumho	KR	6
7	Toyo	JP	28	17	Giti	SG	4
8	Linglong	CN	24	18	Nokia	FI	4
9	Double Coin	CN	20	19	Prinx Chengshan	CN	3
10	Michelin	FR	20	20	Pirelli	IT	2

(Via [www.chinatiredealer.com](http://www.chinatiredealer.com))

# Analysis of Chinese Patent Layout for Baidu Self-Driving Cars

Chart 1 Trend Chart of Relevant Patent Applications Filed By Baidu China

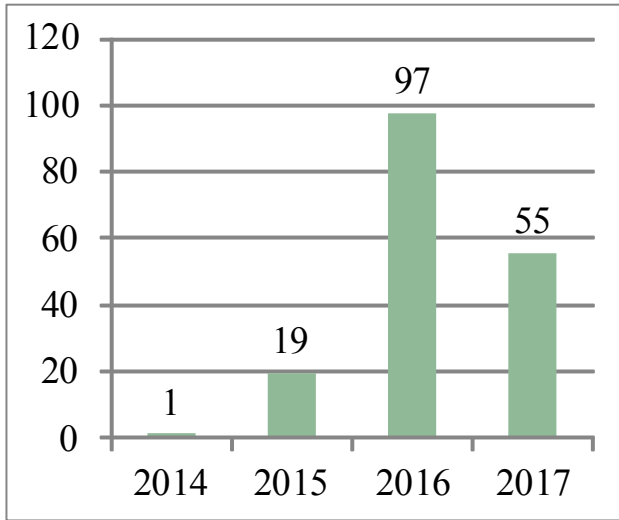


Chart 2 Chart of Legal Status of Related Patents of Baidu




Chart 3 Chart of Distribution of Patent Application Filed By Baidu Affiliated Entities

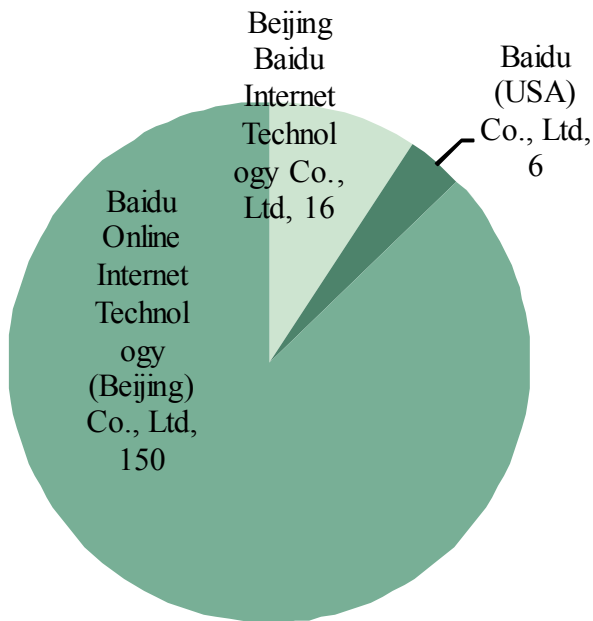


Chart 4 Layout chart of key patented technologies held by Baidu China

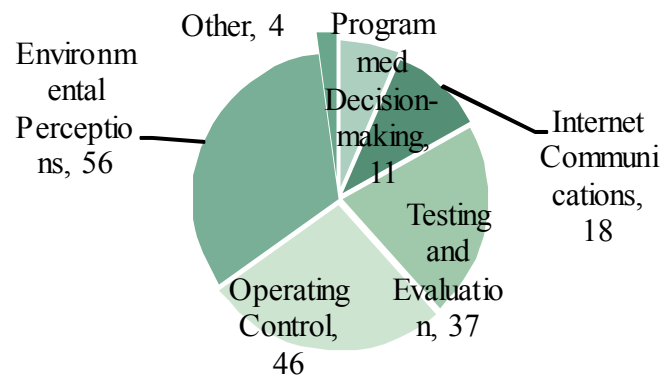
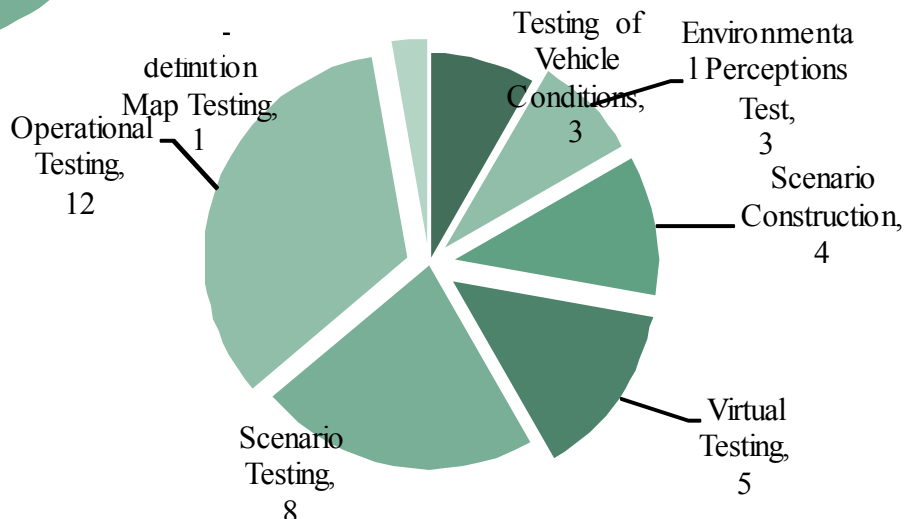


Chart 5 Layout chart for patented testing and evaluation technologies for self-driving cars held by Baidu



(Via Official website of Beijing Kangxin Huayuan IP Consulting Co., Ltd)

## Patents for Electronic Firecrackers

Chart 1 Patent Application Trend Chart

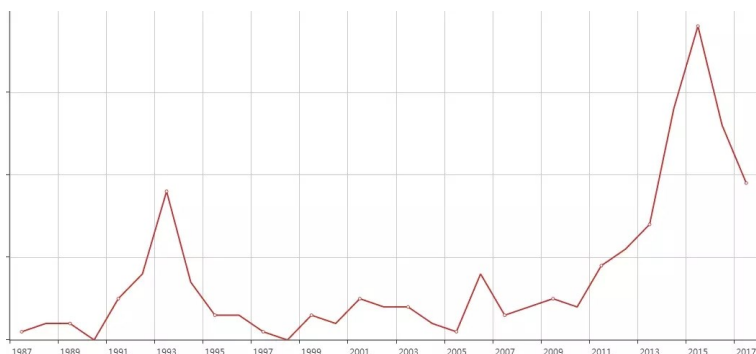
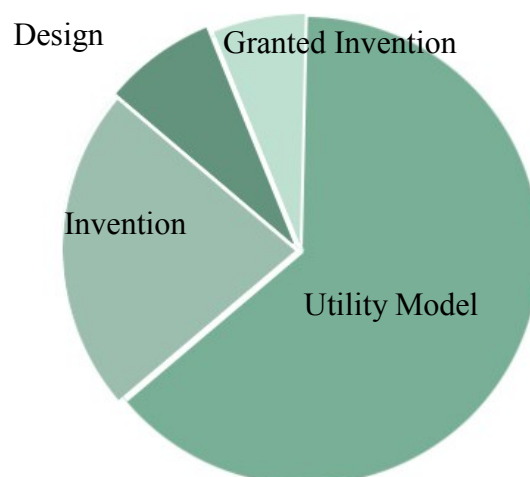


Chart 2 Classified Patents Layout Chart



(Via IPRdaily Chinese Website)

## Trademarks

### Announcement By the SAIC Trademark Office on Streamlining Application Materials and Expediting Review Period

1. A black and white drawing of the trademark logo is not required when applying for registration, and the procedure for manual tracing and composition has been eliminated;
2. When the applicant submits multiple applications, it needs to provide only the corresponding application form for change. The procedure is comparable to other applications including applications for registration, transfer, renewal, cancellation, license recording, modification and replacement of registration certificates for multiple trademarks;
3. The document review and amendment/renewal review procedures have been merged to streamline the review process.
4. As of April 1st, 2018, the Trademark Office will complete the first round of examination of applications for change within one month of its receipt of the application. As of June 1st, the first round of examination will be completed within one month of an application for renewal.

(Via SAIC Trademark Office)

### Trademark Ownerships in Shanghai, 2017

In Shanghai, average 1 trademark registration increased for 2 new market entities, and the average ownership of valid trademarks are 363 per 100,000 person and 3751 per 100,000 market entities in the year of 2017. The trademark activity only second to Beijing.

(Via IPRdaily Chinese Website)



## Copyright

### PRC Copyright Registrations Approached 2.75 Million in 2017

Chart 1 Overall Copyright Registrations in 2017

Items	Quantity	Growth Rate
Registered works	2001966	25.15%
Registered computer software under copyright	745387	82.79%
Copyright pledge registrations	299	*
Overall copyright registrations in 2017	2747652	36.86%

Chart 2 Registered Works in 2017

Items	Quantity	Ratio
Works of photography	734998	36.71%
Works of art	653820	32.66%
Literary works	480640	24.01%
Films and television programs	45171	2.26%
Video recordings	38045	1.90%
Musical works	11619	0.58%
Graphic works	8007	0.40%
Sound recordings	4714	0.23%
Models, dramas, Chinese folk art forms, architecture, etc.	24952	1.25%
Registered works in 2017	2001966	100%

Chart 3 Registered Works in 2017 in the Locations

Locations	Quantity	Ratio
Beijing	809586	40.44%
Jiangsu Province	286596	14.32%
Shanghai	234658	11.72%
China Copyright Protection Center	159189	7.95%
Sichuan Province	140271	7.01%
Shandong Province	83722	4.18%
Total registered works in 2017 in the above locations	1714022	85.62%

Chart 4 Registered Computer Software Under Copyright in 2017 in the Locations

Locations	Quantity	Ratio	Growth Rate
Eastern Region	569781	76.44%	85.20%
Central Region	78872	10.58%	82.77%
Western Region	76331	10.24%	69.02%
Northwest Region	19867	2.67%	75.26%

(Via China Intellectual Property News)